



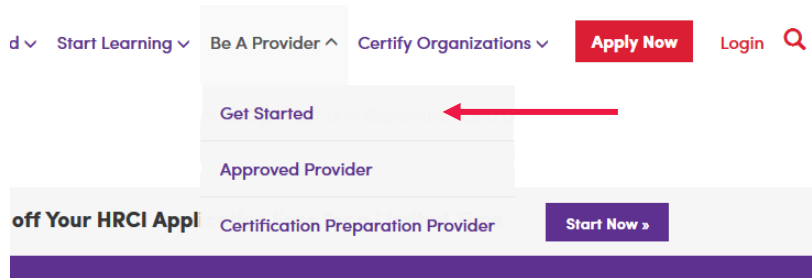
# How to Submit an AP Application



## How to Create an AP Account and Application

The Approved Program allows organizations to submit unlimited HR-related continuing education activities, training and programs during a 12-month period. To become an Approved Provider, you need to create a provider account and complete an application.

1. Under “Be A Provider” in the Navigation, click on *Get Started*.



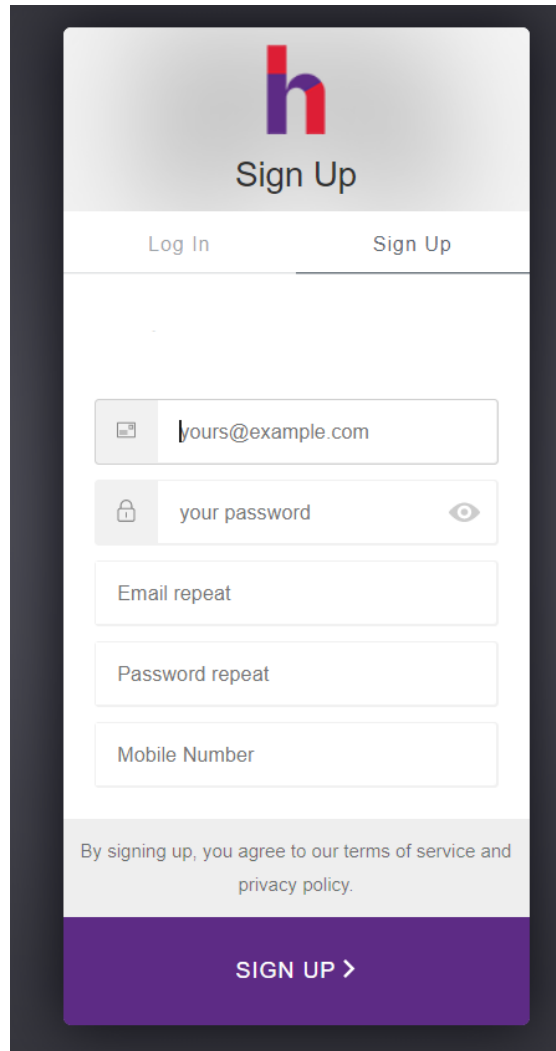
2. Select “Get Started” under the Approved Provider box. *Please note: If you are an existing provider, please click on the “Login” button. If you already have an individual HRCI account that you would like linked to your provider account, use the same email and password to login and click on “Create Provider Account” button on your individual profile page. If choose to not use your individual HRCI account, you may create a new login account and begin the AP application process following the steps below.*



<b>Become an Approved Provider (AP)</b>	<b>Become a Conference Provider (CP)</b>
<ul style="list-style-type: none"><li>• An AP organization offers continuing HR-related education events, training and programs.</li><li>• All pre-approvals are determined by their alignment with HRCI's Exam Content Outline(s).</li></ul> <p>If you have a personal HRCI account, use the same email and password <a href="#">login</a> to create an AP account. If you do not wish to use a personal account, you may <a href="#">create</a> a new login account to begin the AP application process.</p> <p><a href="#">Get Started</a> ←</p>	<ul style="list-style-type: none"><li>• The Conference Provider program is for HR-related conference pre-approval.</li><li>• Conference programs are pre-approved based on alignment with HRCI's Exam Content Outlines.</li></ul> <p>If you already have a personal HRCI account, use the same email and password <a href="#">login</a> to create a Conference Provider account. If you do not wish to use your personal account, you may <a href="#">create</a> a new login account to begin the Conference Provider submission process.</p> <p><a href="#">Get Started</a></p>

3. Sign Up using a unique email address and password. Passwords must include at least 8 characters and should contain lower-case and upper-case letters and numbers.

*Please note: If you attempt to use an email address that already has an account with HRCI you will cannot complete this step.*




The image shows a mobile application interface for signing up. At the top, there is a logo consisting of a stylized 'h' in purple and red. Below the logo, the text 'Sign Up' is displayed. A navigation bar contains two options: 'Log In' and 'Sign Up', with 'Sign Up' being the active selection. The main form area includes several input fields: an email field with the placeholder 'yours@example.com', a password field with the placeholder 'your password' and a toggle icon for visibility, an 'Email repeat' field, a 'Password repeat' field, and a 'Mobile Number' field. At the bottom of the form, there is a grey bar with the text 'By signing up, you agree to our terms of service and privacy policy.' Below this bar is a large purple button with the text 'SIGN UP >'.


4. Complete your organization's information to register. All information with a red line indicator or asterisk is required. *If you select Affiliated with a Chapter, you will be able to complete this section but must wait for confirmation of your Affiliate status before you can proceed.*

Provider Registration

---

**Provide Organization info**

Organization Name \* 

Address 1 \* 


Address 3

State/Province

Postal Code

Website

Address 2

Country \* 

City \*

Primary Phone \*

**Provide Contact info**

First Name \*

Address 1 \*

Address 3

State/Province

Postal Code

Last Name \*

Address 2

Country \*

City \*

Primary Phone \*

Are you an Affiliate Chapter?

Yes, I am Affiliated with a Chapter

No, I am not Affiliated with any Chapter

[CANCEL](#) [CREATE ACCOUNT](#)

5. To start an Approved Provider application, click "Select" on your newly created *Conference Provider* account.

SHOP CART

Welcome, Test Account

---

**Dashboard**

[CREATE NEW PROVIDER ACCOUNT](#)

---

**Accounts Management**

**My Profile**

**Individual Account**


**Test Account**  
1234 Duke Street, Alexandria, VA 22314  
5715515555

[SELECT](#)

**Provider Account (s)**

**Conference Provider**

**HRCI Test Account - 700313TST**  
1234 Duke Street Alexandria, VA 22314  
5715515555

[SELECT](#) 

- Once you are on your Provider account page, click on “Submit AP Application” to start your Approved Provider Application.

**HRCI Test Account - 700313TST**

**Dashboard**

- SUBMIT CONFERENCE
- SUBMIT AP APPLICATION
- ACTIVITY/PROGRAM LIBRARY
- MY INVOICES AND RECEIPTS

**Provider Details**

Organization	HRCI Test Account
Primary Contact	Test Account
Provider Status	Conference Only
Affiliate	No
Country	UNITED STATES
City	Alexandria

[RESET](#) [UPDATE PROVIDER](#)

- After reviewing the available resources, especially the AP Policies & Procedures, click on “Start Application.” To navigate back to your account profile page, you can use the back button or click on the account name in the left-hand corner.

[SHOP](#) [CART](#)

**HRCI Test Account - 700313TST**

Welcome, [HRCI Test Account - 700313TST](#)  
Conference Provider

**Active Applications** | Historical Applications

Approved Provider Program - \$450.00


Complete this application to become an approved educational provider for HRCI. The Approved Provider Program is for organizations that offer multiple HR-Related continuing education activities per year for a \$450.00 fee. [START APPLICATION](#)

Before processing, please consult the HR Certification Institute's Approved Provider Policies and Procedures. To complete the application, you will need to answer questions about your organization and provide specific examples of how your educational materials meet HRCI standards.

Available Resources	HRCI Exam Content Outlines <a href="#">DOWNLOAD</a>	AP Policies & Procedures <a href="#">VIEW</a>
---------------------	--	--

- Complete all questions in the Approved Provider application, including background information, examples of programs with **uploaded supporting documentation**. Once you complete the required information your progress tab will turn green. If not, the tab will be red, and an error message will appear.

**HRCI Test Account - 700313TST**

Application: AP  Conference Provider

1. Account 2. Organization Background Information 3. Resources 4. Fees and Products 5. Attestation

Please enter your organization's mission and/or value statement \*

To make people and organization's shine.

How many years has your organization conducted HR-related education/training? \*

4-6 years

How many HR-related education events did you conduct in the past calendar year? \*

4

How many HR-related education events will you conduct in the upcoming calendar year? \*

4

Are your educational Programs approved by other institutions? \*

Yes  
 No

If 'Yes', enter the name of those institutions:

How did you hear about the Approved Provider Program? (Select all that apply) \*


Another Approved Provider  
 Tradeshow  
 HRCI Website  
 Social Media  
 Other

If 'Other', please explain:

- Use the “Back” and “Continue” buttons on the bottom of the page to navigate through the application. *Please note: To save your application entry to return at a later time, you must click “Continue” to advance to next screen.*

SHOP CART Welcome, HRCI Test Account - 700313TST

**HRCI Test Account - 700313TST**

Application: AP  Conference Provider

1. Account 2. Organization Background Information 3. Resources 4. Fees and Products 5. Attestation

Fees

Approved Provider Program  
\$450.00

10. Once you have completed all parts of the application, proceed to check out and complete your payment information.

SHOP CART

Welcome, Test Account

### Your Shopping Cart

Description	Qty	Price	Total
<span>X</span> Approved Provider Program	1	\$450.00	\$450.00
			Grand Total: \$450.00

PROCEED TO CHECKOUT

PROCEED TO CHECKOUT

### Application

RETURN TO APPLICATION

11. If needed, you can print an invoice by clicking the "Print Invoice" button at the bottom of the payment page.

Description	Qty	Price	Total
Approved Provider Program	1	\$450.00	\$450.00
			Grand Total: \$450.00

### Coupons

ENTER PROMO OR VOUCHER CODE

### Payment Information

Payment Type	<input type="text"/>	Name on Card	<input type="text"/>
Credit Card Number	<input type="text"/>	Expiration Date (MMYY)	<input type="text"/>
CVV	<input type="text"/>		

PLEASE FILL IN ALL REQUIRED FIELDS.

PRINT INVOICE

12. Once you have submitted your application with payment, HRCI will review in the date-order it was received and may take up to seven (7) business days. You will receive an status email once the review is complete.

**HRCI**

1725 Duke Street, Suite 400  
Alexandria, VA 22314 USA

[info@hrci.org](mailto:info@hrci.org)

[www.hrci.org](http://www.hrci.org)

+1.866.898.4724 (U.S. only)

+1.571.551.6700

HRCI® is the premier global credentialing organization for the human resources profession. For more than 45 years, HRCI has set the standard as the most well-regarded and rigorous certification provider. HRCI develops and administers certifications that benefit the careers of HR professionals and the organizations they serve—advancing worldwide HR mastery and excellence. The HRCI suite of credentials is designed to meet the standards of the National Commission for Certifying Agencies (NCCA). With a community of HRCI-certified professionals in more than 100 countries, HRCI ensures, strengthens and advances the strategic value and impact of HR.