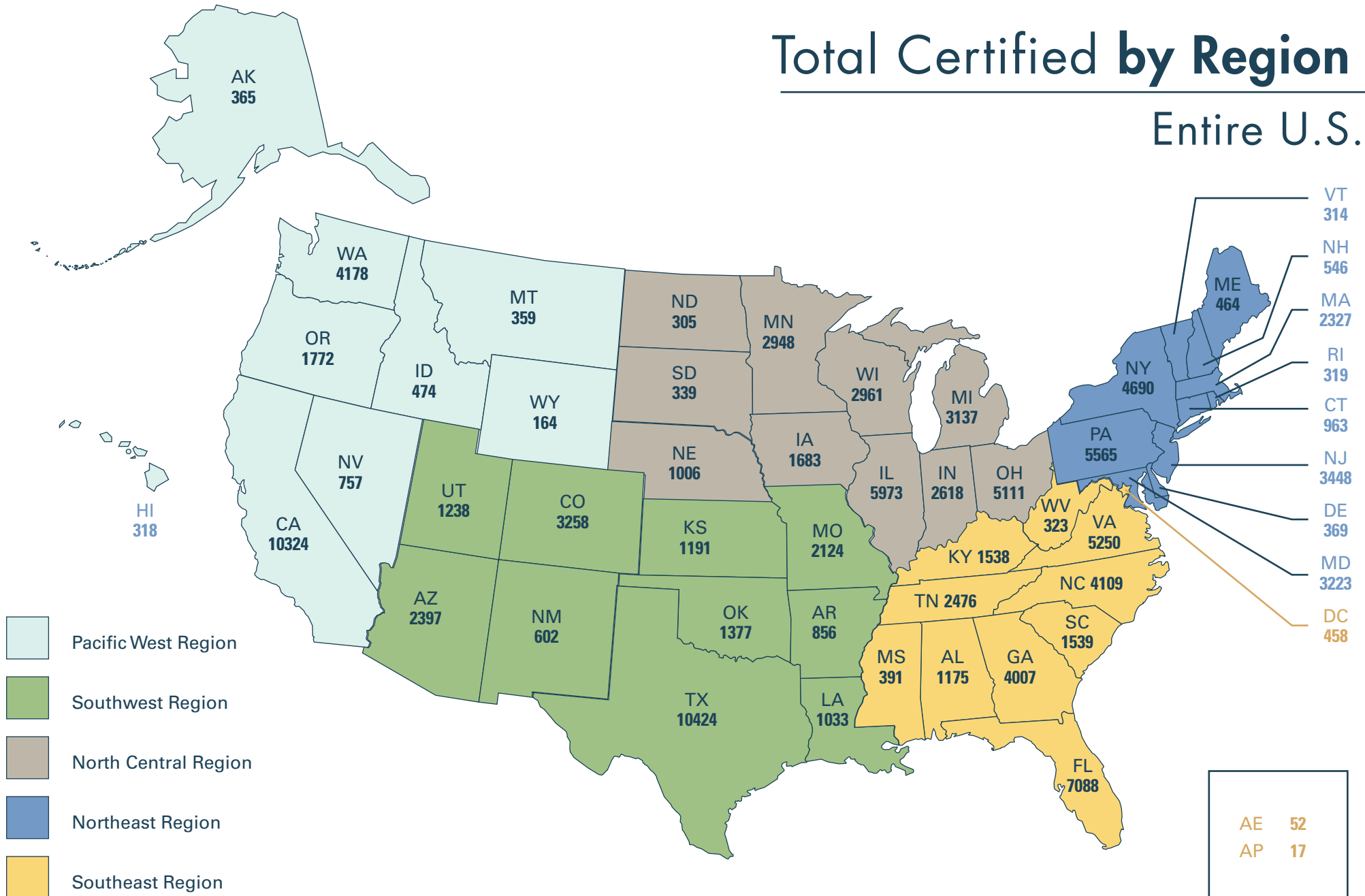


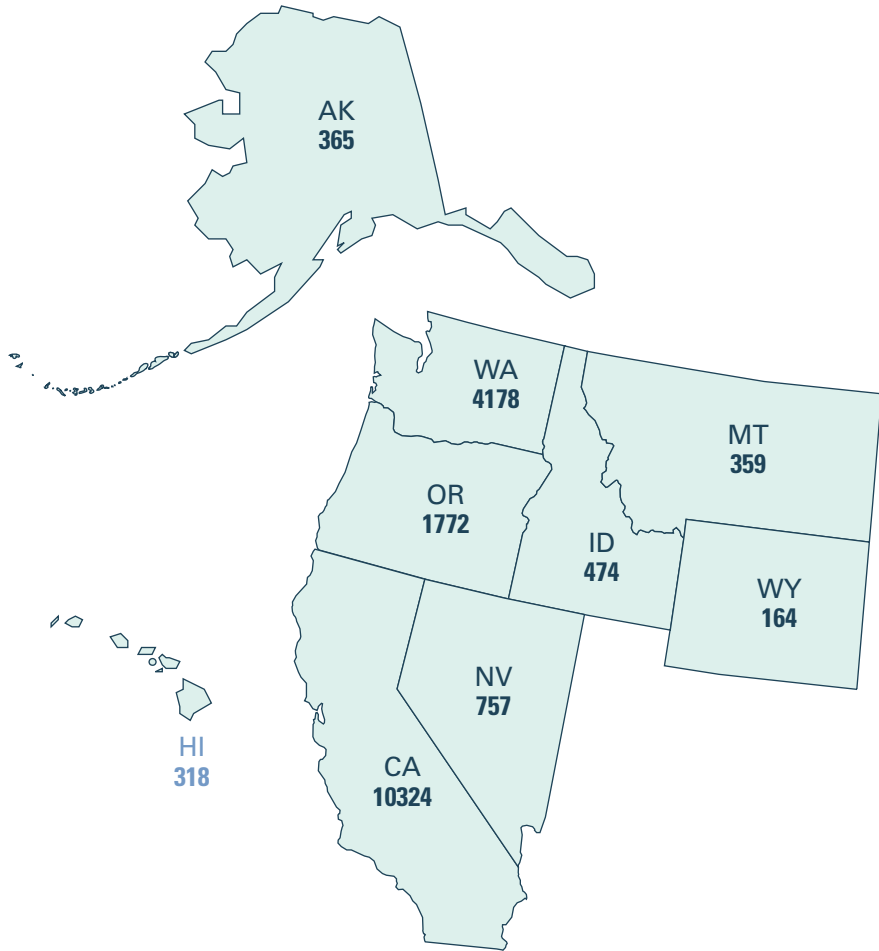
Total Certified by Region

Entire U.S.



Total Certified **by State**

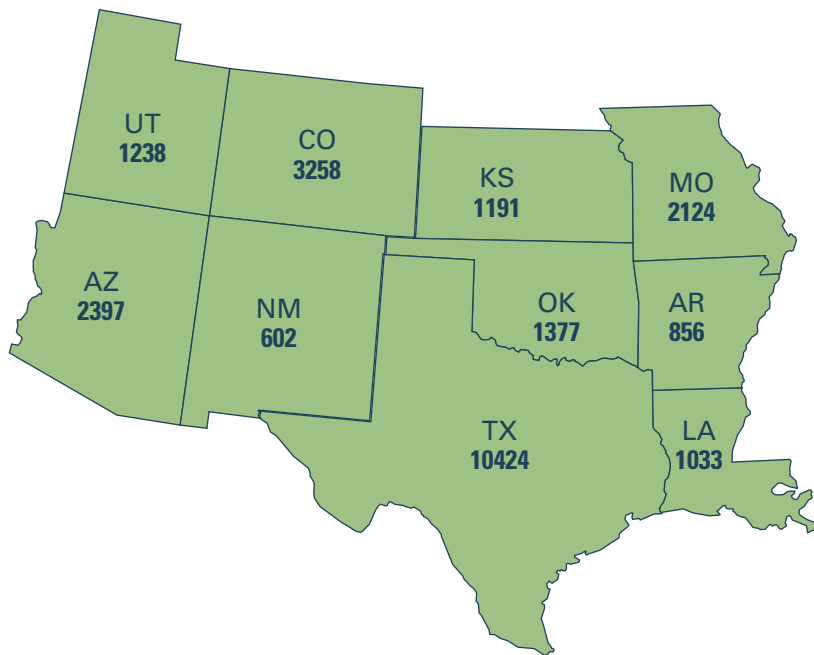
Pacific West Region



	PHR	SPHR	GPHR	PHR-CA	SPHR-CA	PHR/ GPHR	SPHR/ GPHR	PHR-CA/ GPHR	SPHR-CA/ GPHR
AK	205	143	1	-	-	3	13	-	-
CA	5155	4265	87	328	365	11	76	3	34
HI	184	133	-	-	-	-	1	-	-
ID	282	185	-	1	1	-	5	-	-
MT	226	132	-	1	-	-	-	-	-
NV	402	342	4	-	4	2	3	-	-
OR	902	836	8	1	4	7	13	-	1
WA	2243	1814	51	1	7	16	44	-	2
WY	97	64	1	-	-	-	2	-	-

Total Certified **by State**

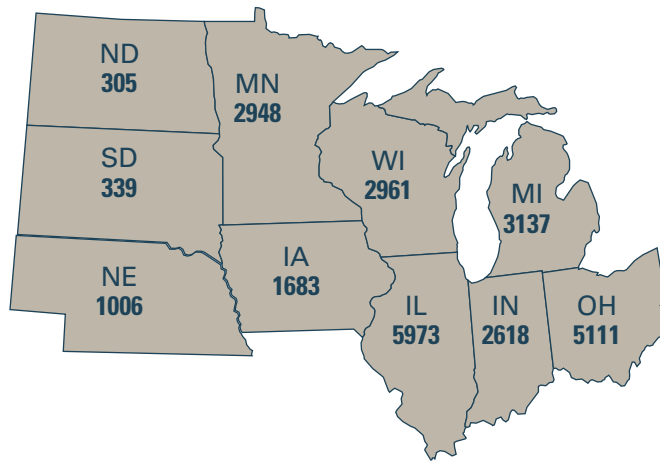
Southwest Region



	PHR	SPHR	GPHR	PHR-CA	SPHR-CA	PHR/ GPHR	SPHR/ GPHR	PHR-CA/ GPHR	SPHR-CA/ GPHR
AR	560	290	4	-	-	-	2	-	-
AZ	1336	1021	14	5	6	4	11	-	-
CO	1737	1434	27	11	7	11	31	-	-
KS	670	509	1	1	2	2	6	-	-
LA	694	331	3	1	-	1	3	-	-
MO	1155	943	14	1	-	1	10	-	-
NM	337	260	1	-	-	1	3	-	-
OK	896	462	6	4	1	-	6	-	1
TX	6135	4008	137	4	13	45	79	-	3
UT	759	457	6	-	-	3	13	-	-

Total Certified **by State**

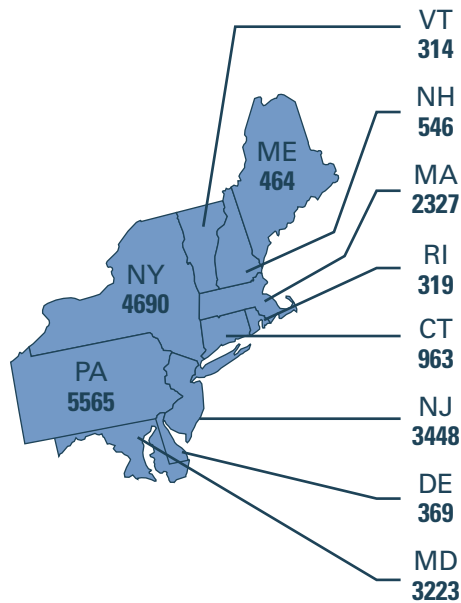
North Central Region



	PHR	SPHR	GPHR	PHR-CA	SPHR-CA	PHR/ GPHR	SPHR/ GPHR	PHR-CA/ GPHR	SPHR-CA/ GPHR
IA	1015	646	4	-	-	4	14	-	-
IL	3540	2316	45	4	3	11	51	-	3
IN	1487	1100	15	2	3	3	8	-	-
MI	1680	1405	26	-	1	2	22	-	1
MN	1397	1505	26	3	4	2	11	-	-
ND	167	133	1	-	-	-	4	-	-
NE	624	372	4	-	1	1	4	-	-
OH	2869	2174	22	2	2	6	35	-	1
SD	214	124	-	-	-	-	1	-	-
WI	1702	1228	11	-	-	6	14	-	-

Total Certified **by State**

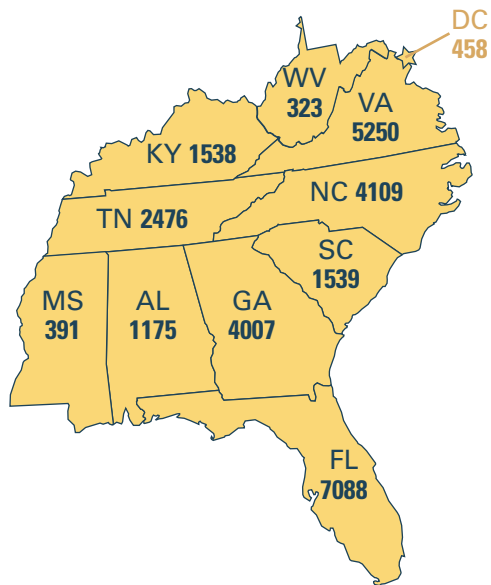
Northeast Region



	PHR	SPHR	GPHR	PHR-CA	SPHR-CA	PHR/ GPHR	SPHR/ GPHR	PHR-CA/ GPHR	SPHR-CA/ GPHR
CT	453	479	15	1	1	6	8	-	-
DE	225	140	2	-	-	-	2	-	-
MA	1315	967	24	1	1	5	14	-	-
MD	1937	1225	20	4	1	10	24	1	1
ME	222	238	3	-	-	-	1	-	-
NH	311	227	4	-	-	2	2	-	-
NJ	2004	1327	66	3	3	3	41	-	1
NY	2783	1787	65	2	2	11	37	-	3
PA	3265	2233	28	3	2	11	23	-	-
RI	164	148	2	-	-	-	5	-	-
VT	168	142	1	-	-	1	2	-	-

Total Certified **by State**

Southeast Region



	PHR	SPHR	GPHR	PHR-CA	SPHR-CA	PHR/ GPHR	SPHR/ GPHR	PHR-CA/ GPHR	SPHR-CA/ GPHR
AL	695	475	-	-	-	2	3	-	-
DC	232	193	22	-	-	3	8	-	-
FL	4293	2653	43	4	5	13	75	-	2
GA	2365	1577	30	-	-	12	23	-	-
KY	901	633	-	-	-	-	4	-	-
MS	241	147	-	-	1	-	2	-	-
NC	2246	1770	37	1	4	16	35	-	-
SC	963	562	6	1	-	-	7	-	-
TN	1367	1085	12	-	1	2	9	-	-
VA	2877	2259	47	-	5	9	50	1	2
WV	192	130	1	-	-	-	-	-	-